









First Blood Warband 2026 - Old Dominion Assembly Instructions

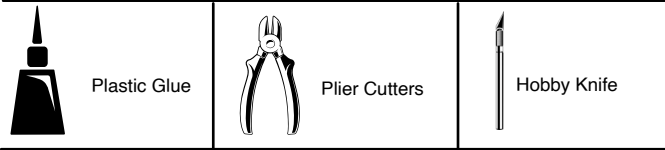
READ THIS FIRST

BEFORE ASSEMBLING YOUR MODEL KIT PLEASE READ THROUGH THE INSTRUCTIONS IN THIS BOOKLET CAREFULLY. A pair of plastic cutters is required to remove the plastic components in this kit from their frame. We advise using a mouldline scraping to clean up the parts. To assemble your model you will need super glue for resin parts or plastic glue for plastic parts.

SYMBOL EXPLANATION

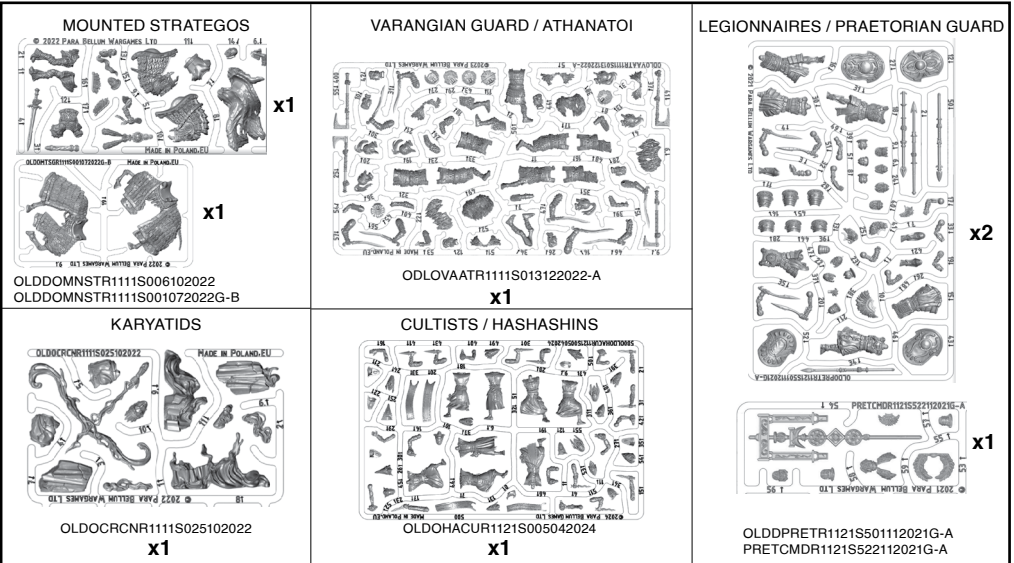
- | | | |
|--|--|--|
|  Special Instruction -Please read |  Do not glue the components |  Rotate part |
|  Variant assembly |  Detail view |  Glue the component |
|  Stage complete |  Repeat process | |

You will need:



Scan here:
For the extensive instructions and the latest update of the instructions.

What you get:



Make sure to dry fit parts before gluing.

Customizability:

- Legionnaires / Praetorian Guard

- ◆ All **Body parts** have corresponding numbers.
- ◆ All **Heads, Arms** and **Command sprue** parts are interchangeable in all poses.

- Varangian Guard / Athanatoi

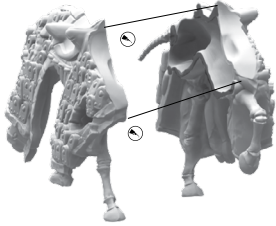
- ◆ **Body Parts** and **Varangian Guard Capes** have corresponding numbers.

- Cultists / Hashashins


- ◆ **All Parts** have corresponding letters and numbers.

Mounted Strategos

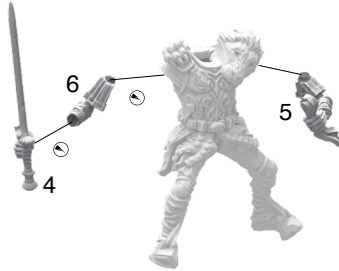
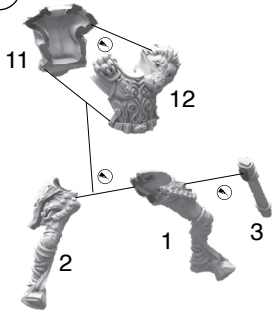
1



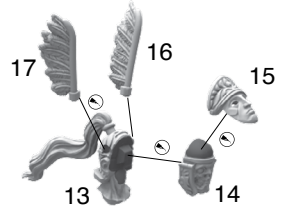
2




3




4



5



6

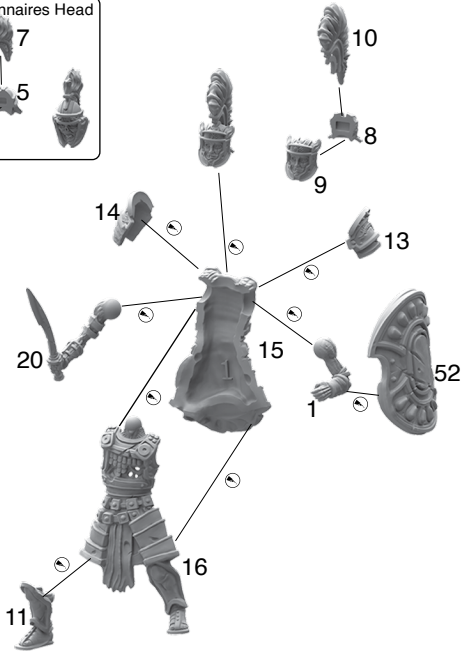




✓



Legionnaires / Praetorian Guard

Troop Example



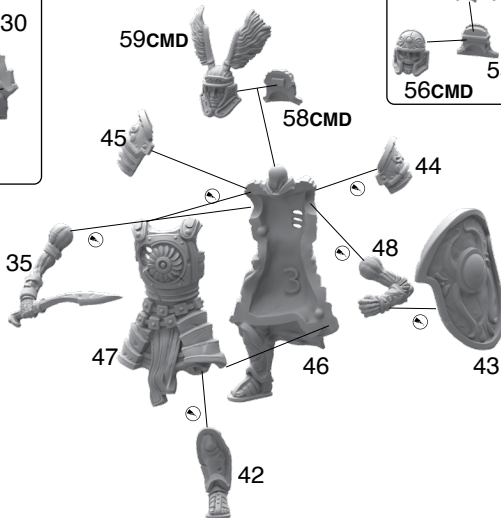

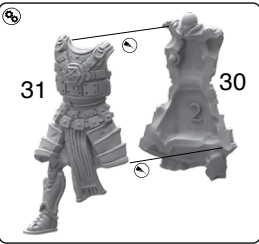
Praetorian Guard Troop



Legionnaires Troop



Leader



Praetorian Guard Leader

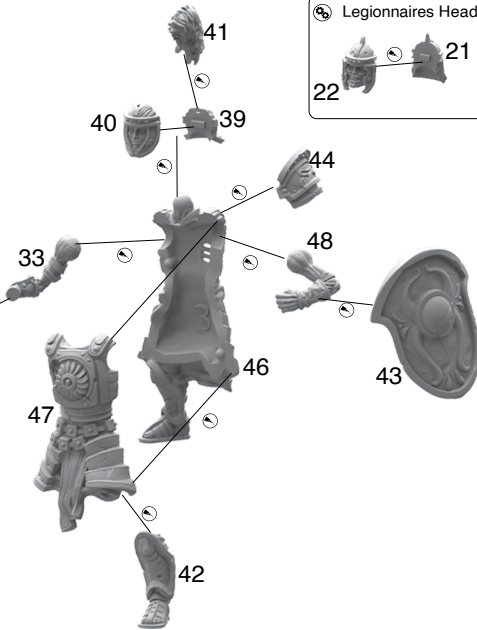
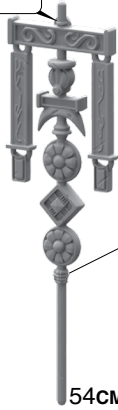


Legionnaires Leader



Legionnaires / Praetorian Guard

Standard Bearer



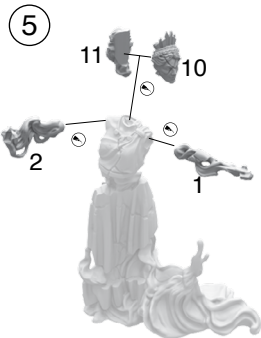
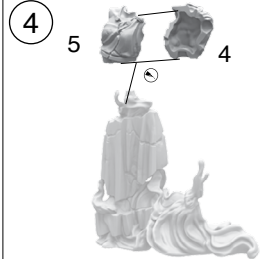
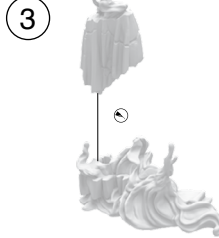
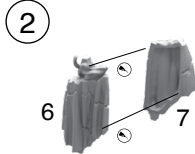
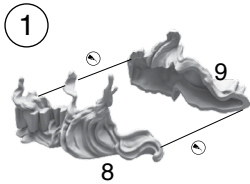
Praetorian Guard Standard Bearer



Legionnaires Standard Bearer



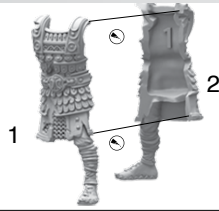
Karyatids



Varangian Guard / Athanatoi

Pose 1 and Standard Bearer

1




Varangian Guard

A


B

Athanatoi

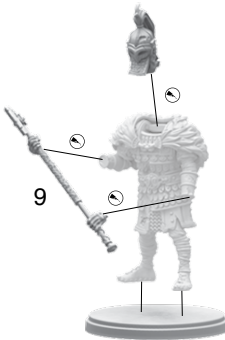
2



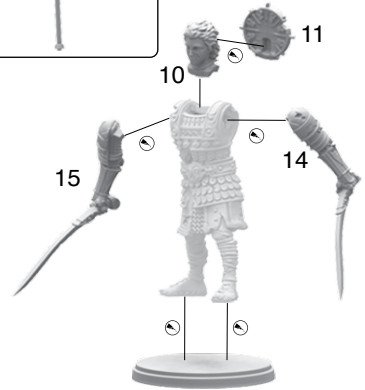
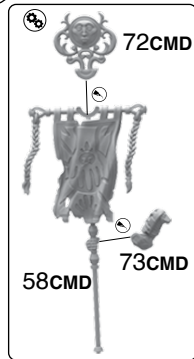
3



4



2



Varangian Guard Troop

Varangian Guard Standard Bearer



Athanatoi Troop

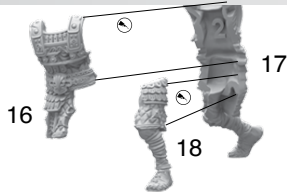
Athanatoi Standard Bearer



Varangian Guard / Athanatoi

Pose 2 and Leader

1



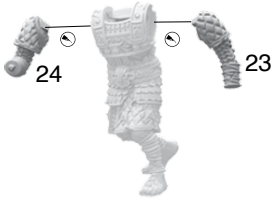
Varangian Guard

A

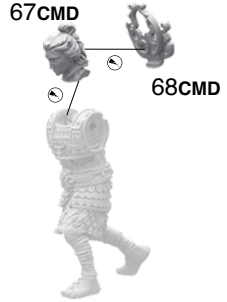
B

Athanatoi

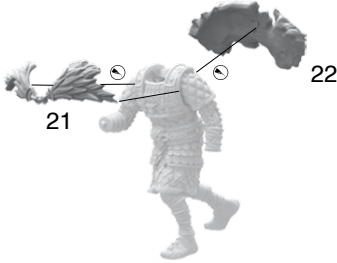
2



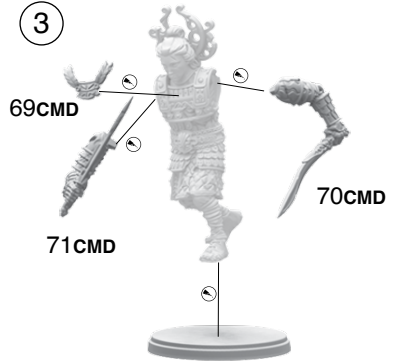
2



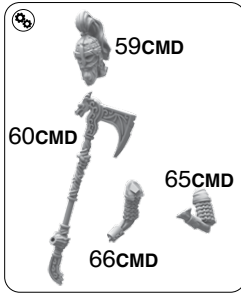
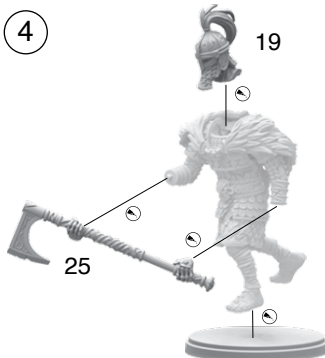
3



3



4



Varangian Guard Troop

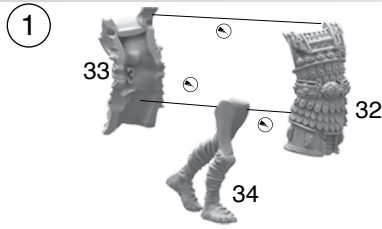
Varangian Guard Leader

Athanatoi Leader



Varangian Guard / Athanatoi

Pose 3

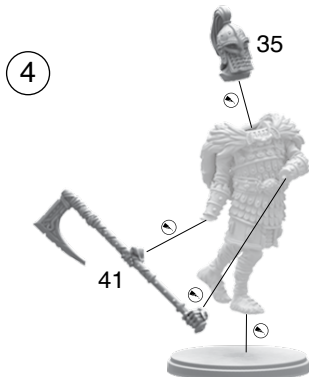

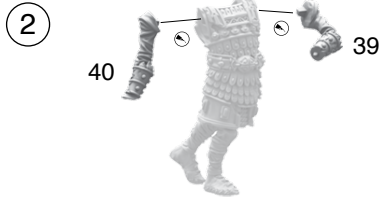


Varangian Guard

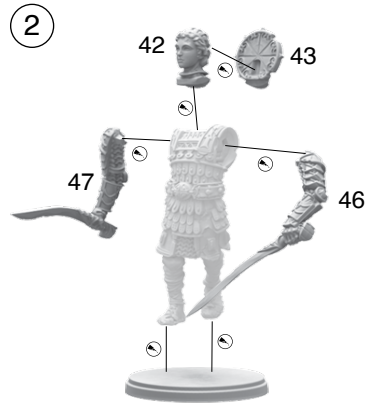
A

B

Athanatoi



Varangian Guard Troop



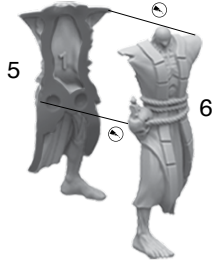
Athanatoi Troop



Cultists / Hashashins

Pose 1

1



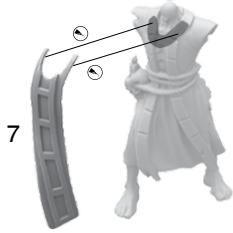
A

Cultists

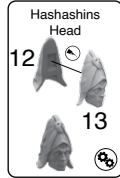
B

Hashashins

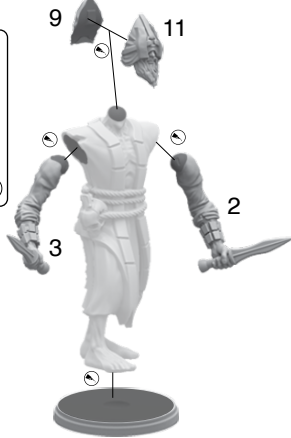
2



2



3



✓



✓

⊕



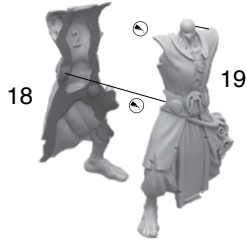
✓



Cultists / Hashashins

Pose 2

1



A


Cultists

B

Hashashins


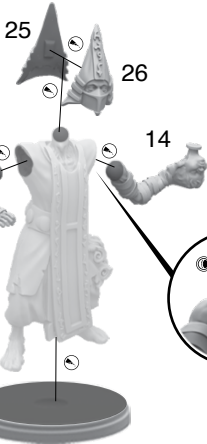
2

20



3

16



✓

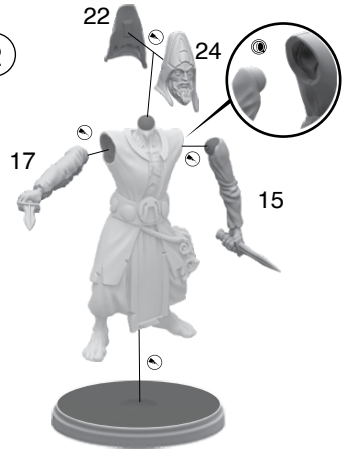


✓

⊗



2

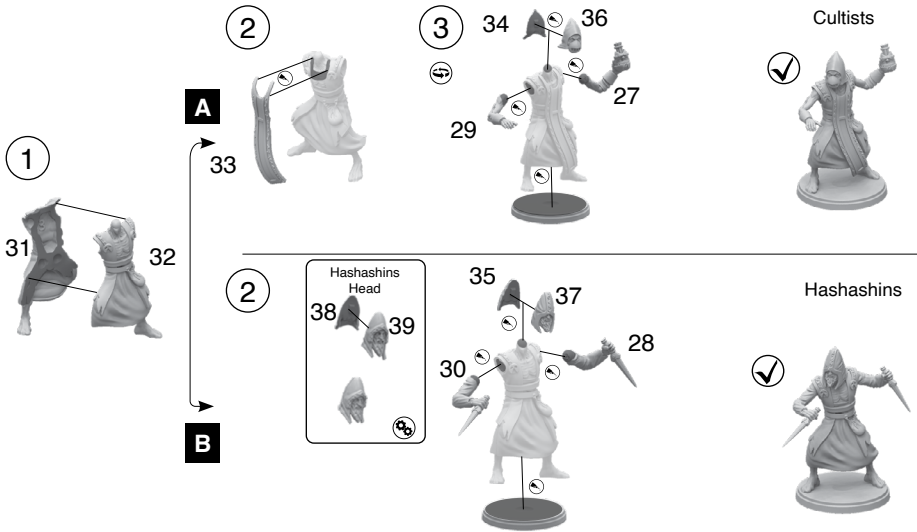


✓



Cultists / Hashashins

Pose 3



Pose 4 and Leader

