









# First Blood Warband 2026 - Dweghom Assembly Instructions

## READ THIS FIRST

**BEFORE ASSEMBLING YOUR MODEL KIT PLEASE READ THROUGH THE INSTRUCTIONS IN THIS BOOKLET CAREFULLY.** A pair of plastic cutters is required to remove the plastic components in this kit from their frame. We advise using a mouldline scraper to clean up the parts. To assemble your model you will need super glue for resin parts or plastic glue for plastic parts.

## SYMBOL EXPLANATION

- |  |  |  |
|--|--|--|
|  Special Instruction -Please read |  Do not glue the components |  Rotate part        |
|  Variant assembly                 |  Detail view                |  Glue the component |
|  Stage complete                   |  Repeat process             |  |

### You will need:



Plastic Glue



Plier Cutters



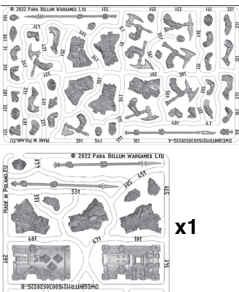


Hobby Knife



Scan here:  
For the extensive instructions and the latest update of the instructions.

### What you get:

<p>FOUND / LOST</p>  <p>2025414DWEGLOSTR41-C</p>	<p>STEELFORGED</p>  <p>DWGMSTFOR1121S020032023-B</p> <p>x1</p>	<p>WARDENS / INITIATES</p>  <p>DWEGINITR1121S003052022G-A DWEGINITR1121S003052022G-B</p> <p>x1</p>
--	---	--



Make sure to dry fit parts before gluing.

### Customizability:

#### - Hold Warriors / Hold Ballistae


- ◆ All **Heads**, **Arms** and **Command Sprue parts** are interchangeable in all poses.

#### - Wardens / Initiates

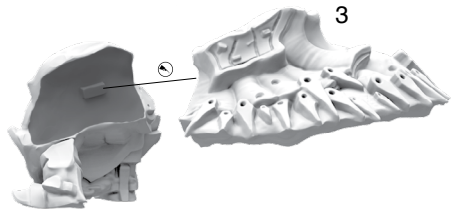
- ◆ All **Body parts** have corresponding numbers.
- ◆ All **Heads** and **Arms** are interchangeable in all poses.

# Hold Raegh

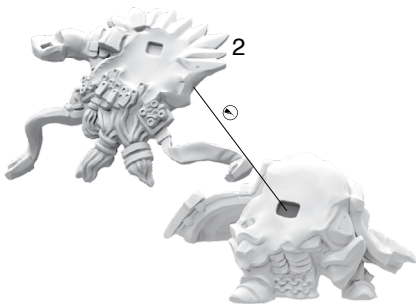
1



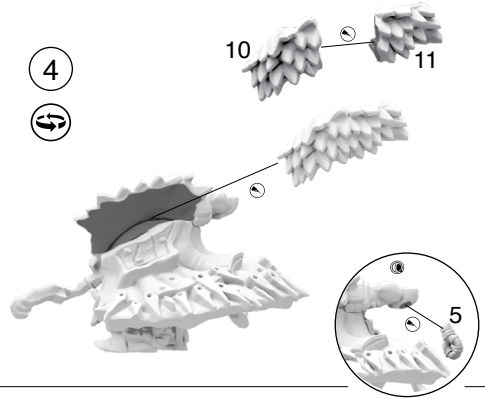
2



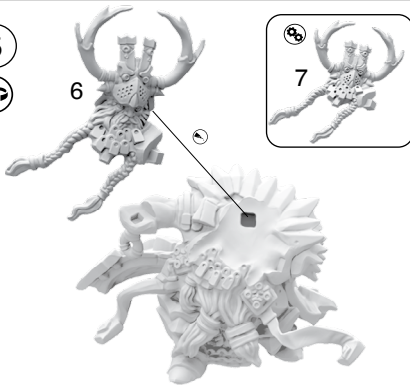
3



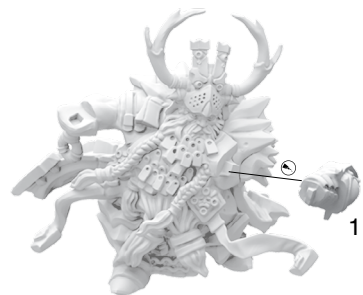
4



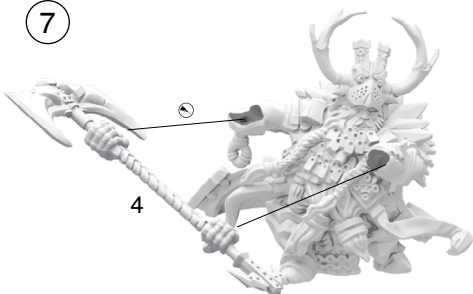
5



6



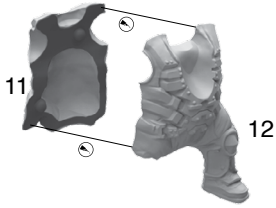
7



# Hold Warriors / Hold Ballistae

## Pose 1

1



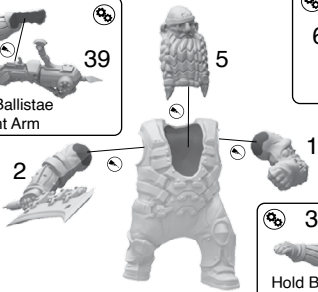
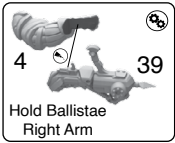
2




Hold Warriors



3



4

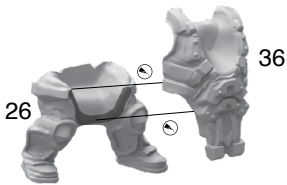


Hold Ballistae

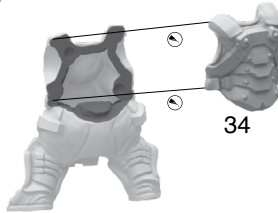


## Pose 2

1



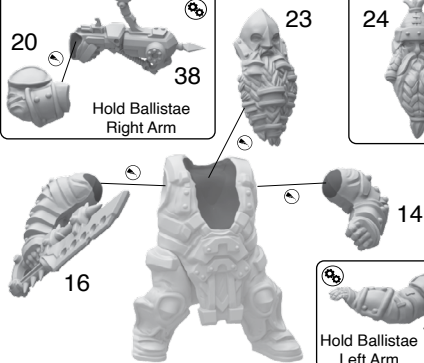
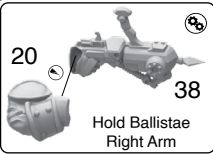
2




Hold Warriors



3



4



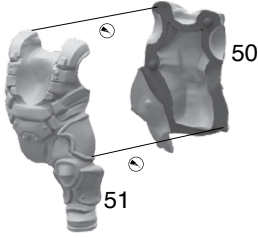
Hold Ballistae



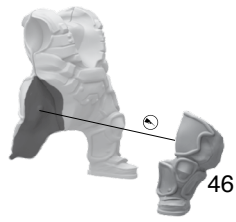
# Hold Warriors / Hold Ballistae

## Pose 3

1



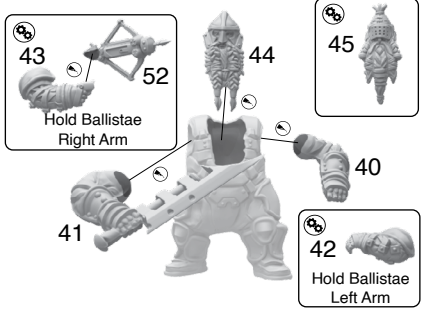
2




Hold Warriors



3



4

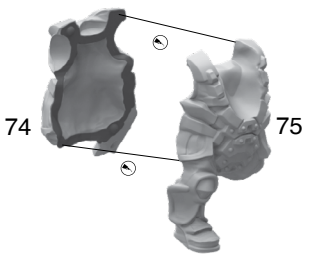


Hold Ballistae



## Pose 4

1



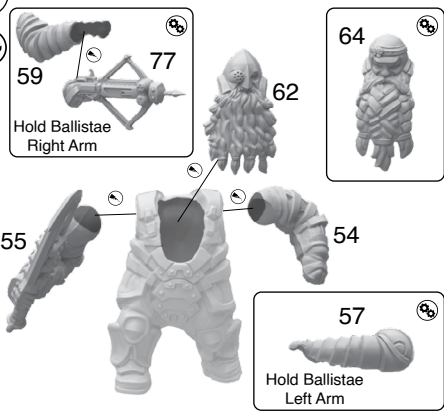
2




Hold Warriors



3



4



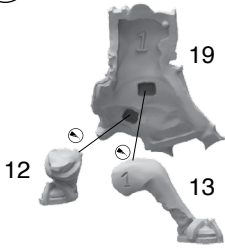
Hold Ballistae



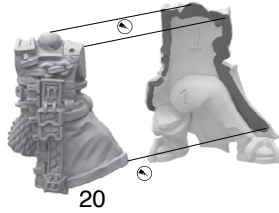
# Wardens / Initiates

## Pose 1

1



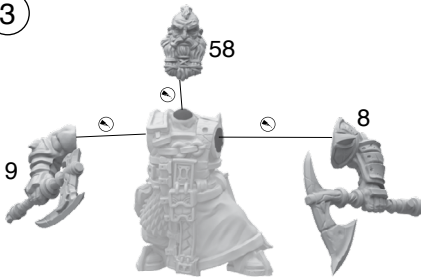
2



Wardens



3



Initiates Alternate Parts	
	55
Right Hand	14
	16
Left Hand	15
	15

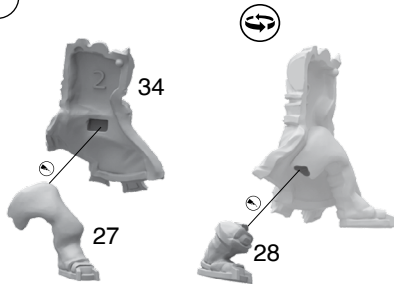


Initiates

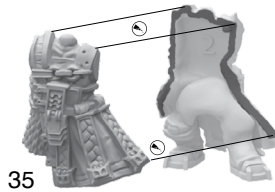


## Pose 2

1



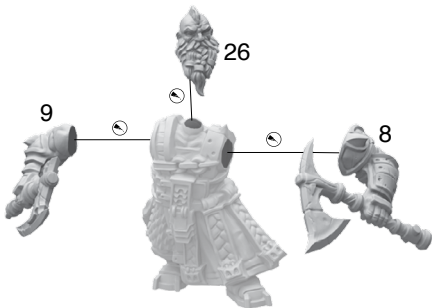
2



Wardens



3



Initiates Alternate Parts	
	54
Right Hand	7
	7
Left Hand	6
	6
	18




Initiates

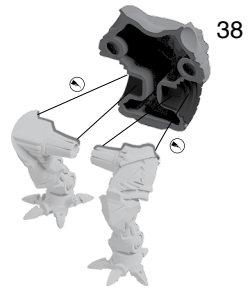


# Steelforged

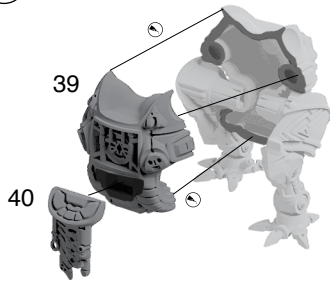
1




2




3




4



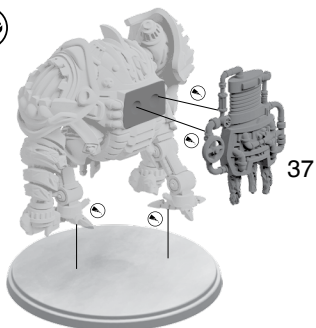
5



6



7



✓



# Found

