









# Spires Warband Assembly Instructions





## READ THIS FIRST

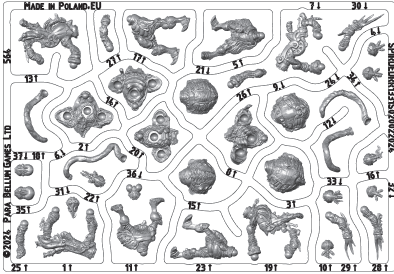



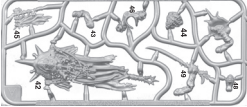
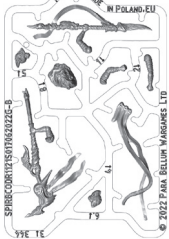
**BEFORE ASSEMBLING YOUR MODEL KIT PLEASE READ THROUGH THE INSTRUCTIONS IN THIS BOOKLET CAREFULLY.** A pair of plastic cutters is required to remove the plastic components in this kit from their frame. We advise using a mouldline scraping to clean up the parts. To assemble your model you will need super glue for resin parts or plastic glue for plastic parts.

## SYMBOL EXPLANATION

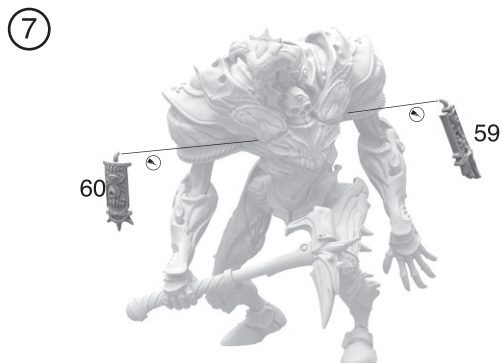
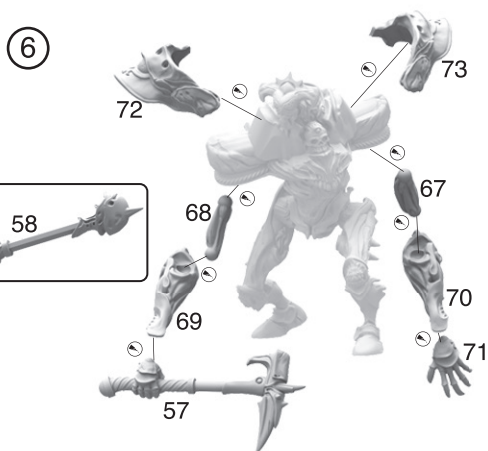
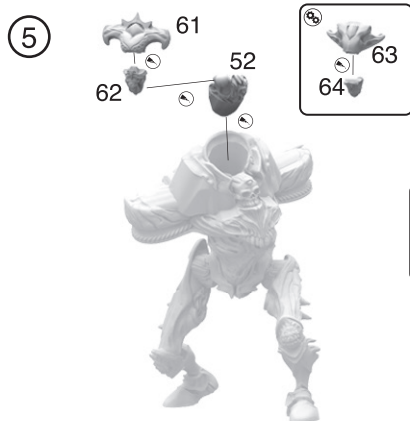
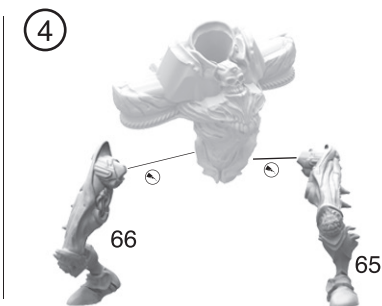

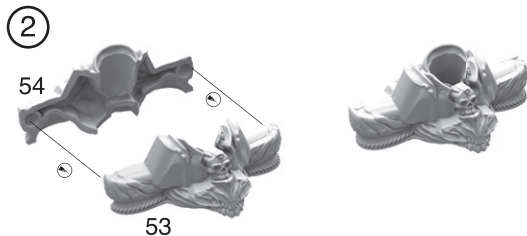
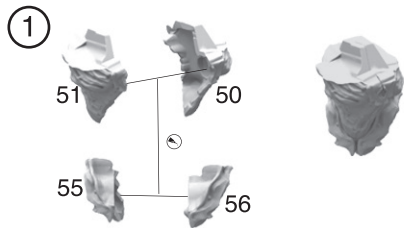
-  Special Instruction -Please read
-  Do not glue the components
-  Rotate part
-  Variant assembly
-  Detail view
-  Glue the component
-  Stage complete
-  Repeat process

*You will need:*

 <p>Plastic Glue</p>	 <p>Plier Cutters</p>	 <p>Precision Knife</p>	 <p>For the latest update of these instructions, scan here</p>
---	--	--	---

<p><b>DESOLATION DRONES</b></p> 	<p><b>INCARNATE SENTINELS</b></p> 
<p><b>VANGUARD CLONES/ VANGUARD CLONE INFILTRATORS</b></p> 	<p><b>BOUND CLONES/ONSLAUGHT DRONES</b></p> 
<p><b>COMMAND SPRUE</b></p> 	<p><b>COMMAND SPRUE</b></p> 

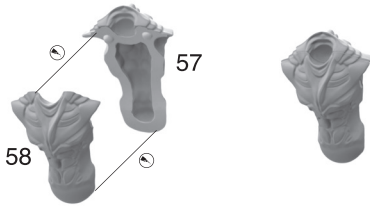
# Incarinate Sentinels



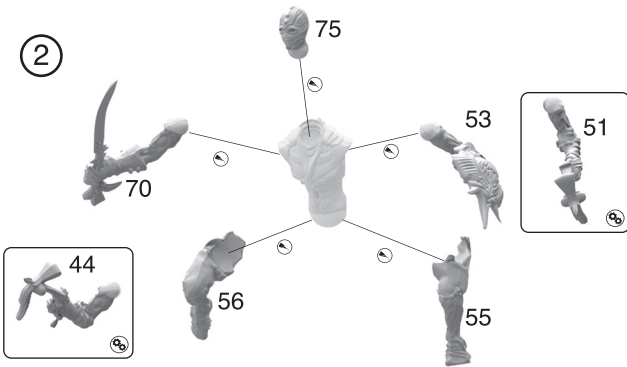
# Vanguard Clones/ Vanguard Clone Infiltrators - Pose Variations

Heads, Arms and Command sprue parts are interchangeable in all poses

1



2



Vanguard Clones

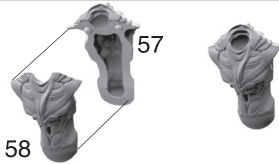


Vanguard Clone Infiltrators

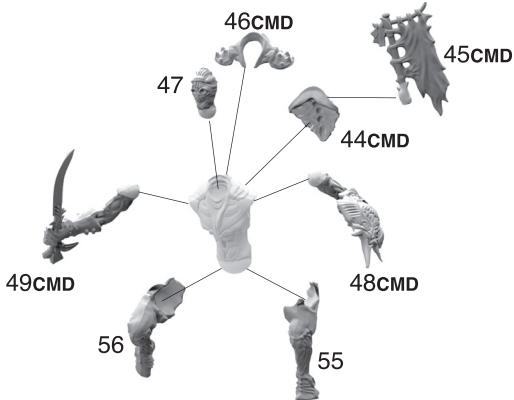


## Vanguard Clones - Leader

1



2

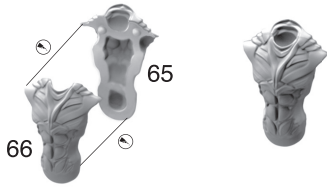


✓

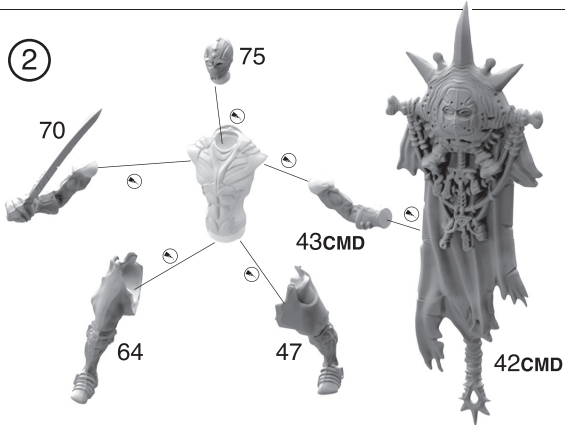


## Vanguard Clones - Standard Bearer

①




②

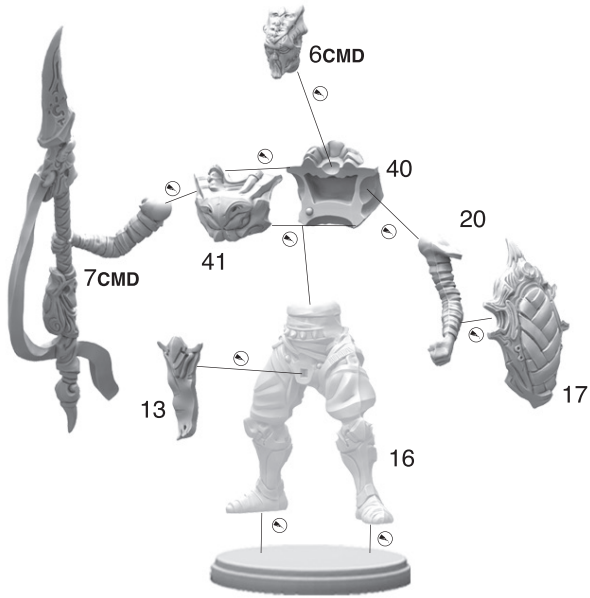


## Bound Clones - Single Troop Example

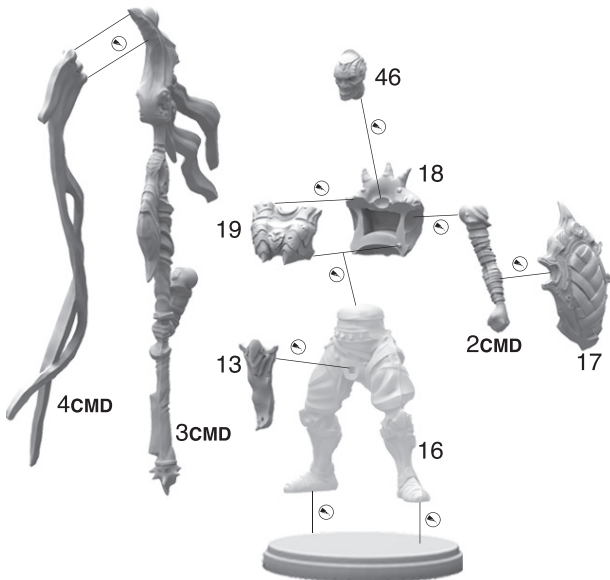
Heads, Arms and Command sprue parts are interchangeable in all poses



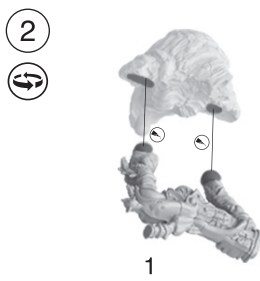
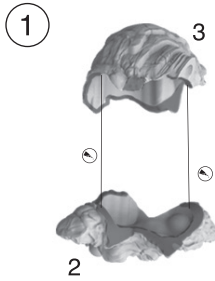
## Bound Clones - Leader



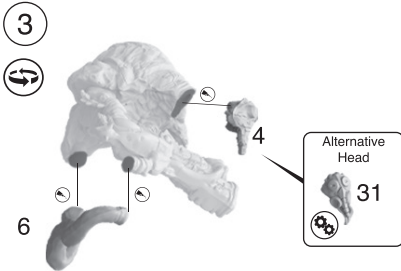
## Bound Clones - Standard Bearer




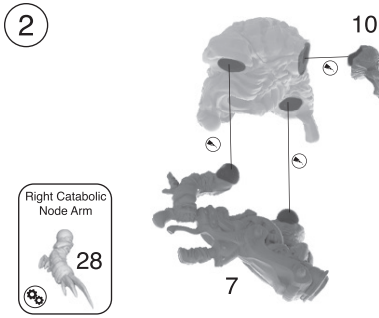
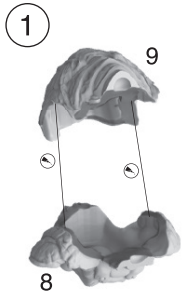
## Desolation Drones - Pose 1 - Variations



Desolation Drone



## Desolation Drones - Pose 2 - Variations



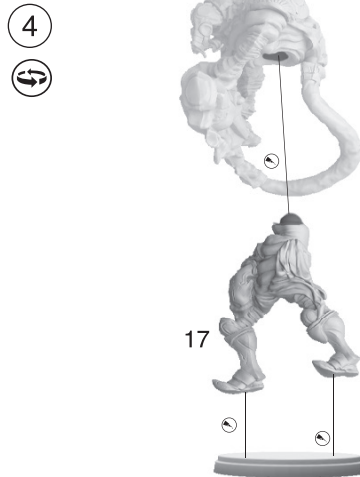
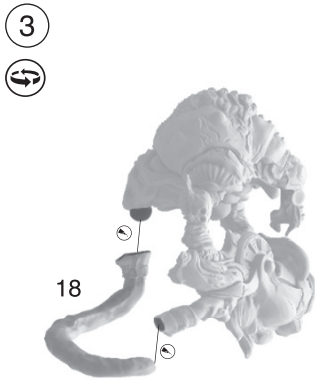
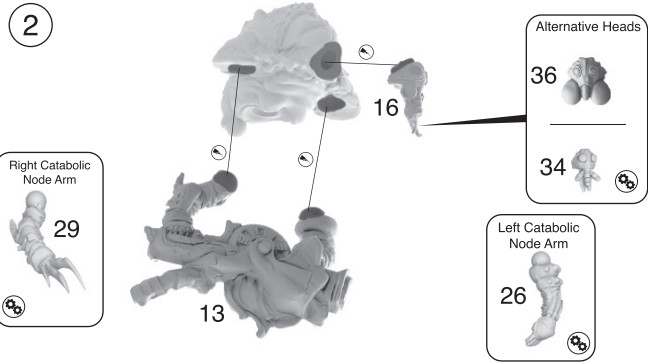
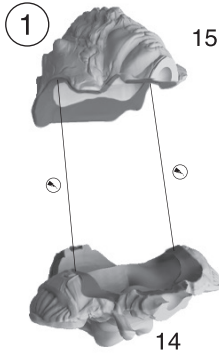
Desolation Drone



Catabolic Node Variation



## Desolation Drones - Pose 3 - Variations



Desolation Drone

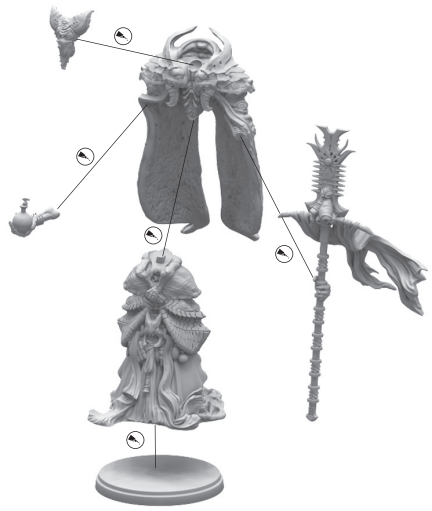


Catabolic Node Variation



**Customizability:** This kit offers an extensive array of customization options. All heads can be paired with any upper body, and all lower bodies can be matched with any upper body. Moreover, all weapons are compatible with all upper bodies, though it's important to note that certain tubes are designed for specific weapons. Achieving the optimal poses may require some adjustments in positioning.

Biomancer - Character Assembly



Biomancer - Character Assembly

